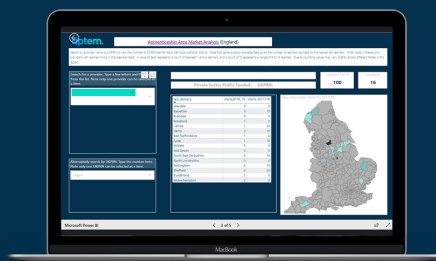


Aptem Intelligence Dashboard

Transforming ESFA apprenticeship reporting data into useful, digestible reports, using Power BI.



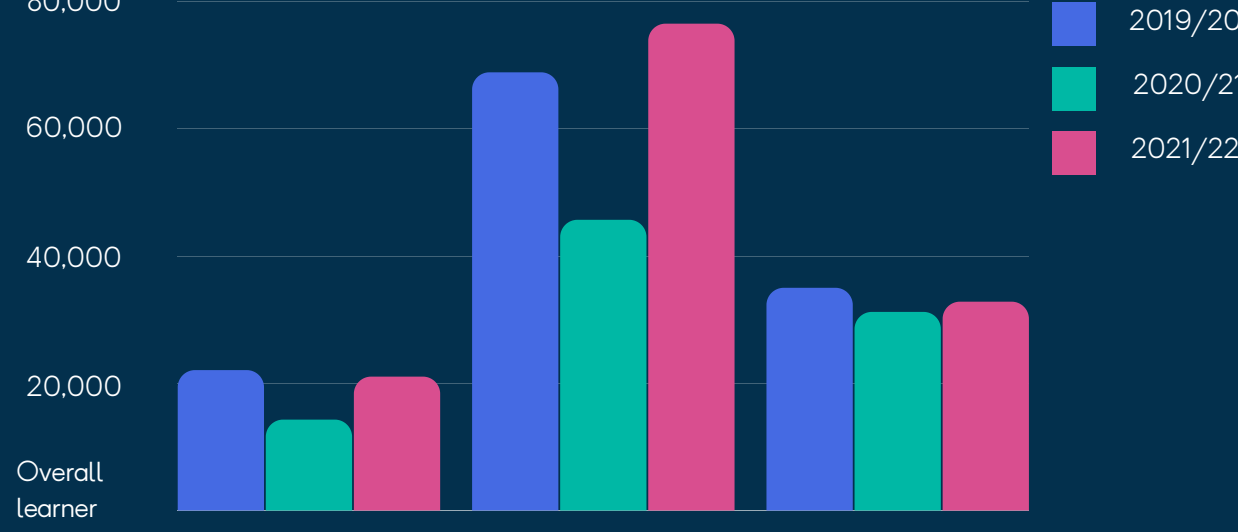
Apprenticeship Q1 published data: starts and trends (Aug-Oct 2021 against Aug-Oct 2020 & Aug-Oct 2019)

This is the first quarter of data since 2019 that's not affected by Covid-19 restrictions.

Published Q1 2021-22 data shows 130,237 learners started on an apprenticeship between August and October 2021. As expected, this is significantly up from Aug-Oct 20 (91,081 starts). This was also 3.5% higher than the same quarter in 2019 (125,793). However, Aug-Oct 21 is still 13% lower than the 149,692 starts in Q1 2018.

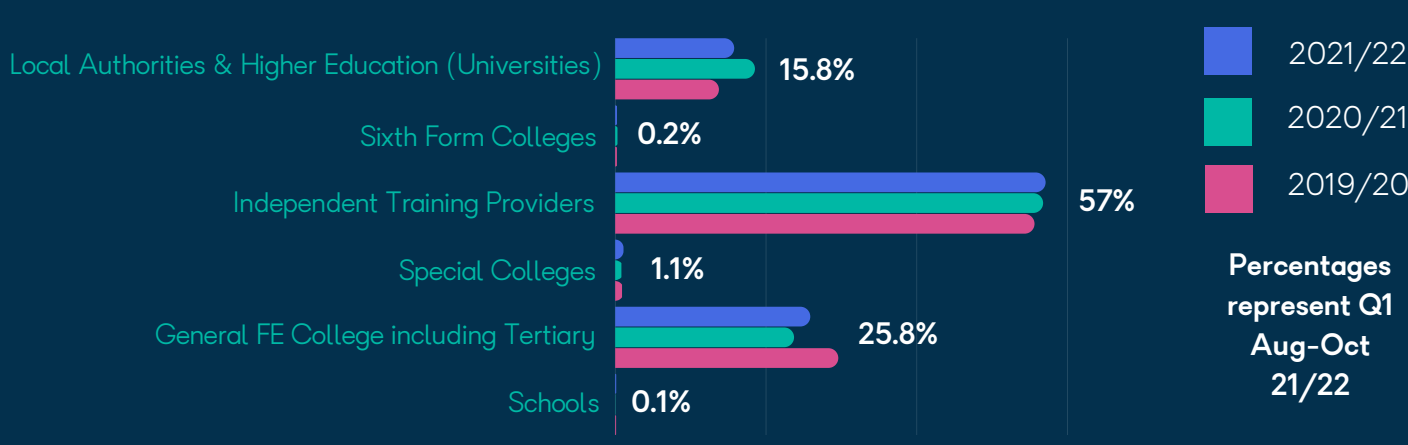
Overall Q1 starts in 2021/22 (130,237) **Young apprentices (U19) starting in 2021/22 (40,128)** **Apprentices (25+) starting in 2021/22 (49,816)** **Apprenticeships funded by levy in 2021/22 (58.6 %)** **Starts for recent/ new employees in 2021/22 (73,703)**

31% ↑ 2020/21 (91,081) 2019/20 (125,793) **41% ↑** 2020/21 (23,801) 2019/20 (40,656) **17% ↑** 2020/21 (41,475) 2019/20 (48,338) **1.9% ↑** 2020/21 (56.7%) 2019/20 (63.5%) **42% ↑** 2020/21 (42,954) 2019/20 (63,748)

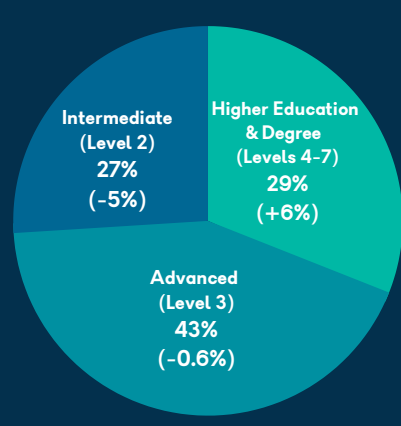


Apprenticeship starts by market share

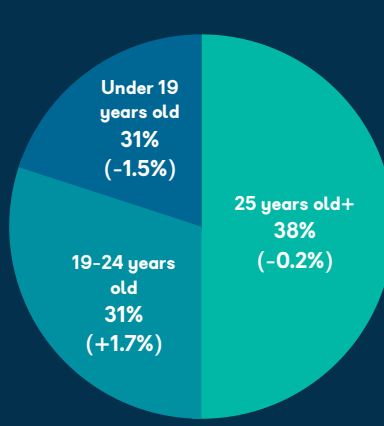
The market share of FE Colleges has slightly recovered relative to 2019/20 with the proportion of starts up by 2.2% to 25.9%. Market share of ITPs continues its upward trend, increasing its share by 1.5% compared with 2020/21. The proportion of starts for the publicly funded sector has seen a decrease this quarter, now at 15.8% of overall starts, down 3% compared to 2020/21 despite experiencing an overall increase in apprenticeship starts across the full year. All other apprenticeship providers' starts have remained stable with marginal change.



Starts by apprenticeship level (Aug-Oct 21)



Starts by age (Aug-Oct 21)



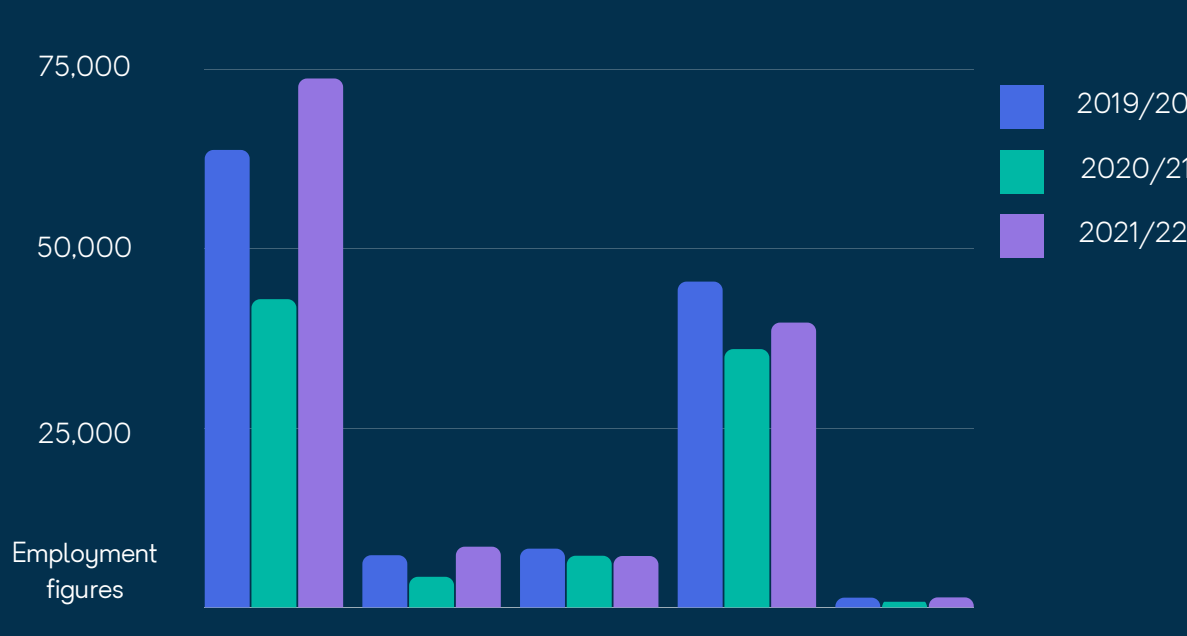
For the quarter, degree level apprenticeships (levels 6 and 7) made up 15% of the total. The percentage of Level 2 starts remains stable at slightly above a quarter of all starts (27.4%). In line with the existing upward trend of higher-level apprenticeships, 29% of all starts are now at higher levels, an increase of 6% when compared to the same quarter last year (Aug-Oct 20).

The proportion of younger apprentices has stabilised. For this quarter, 30.8 % of starts were aged under 19 compared to 26.1% and 32.3% respectively for the preceding years. Although apprentices aged 25 or older now make up half (50.3%) of all starts across the year, for this quarter the percentage was only 38%. The percentage of 19-24 year-olds has marginally increased by 1.7%, to 31%.

Proportion of apprenticeship programme starts by industry



Apprenticeship starts by length of employment



This quarter the proportion of starts who are new employees (less than 3 months in role) was 56.6%, which is 6% higher than the same period in 2019, and 9% higher than 2020. The proportion of apprentice starts who have been with the employer for more than 12 months has fallen to 30% for this quarter, a decrease by 9% and 5.6% when compared with preceding years. This trend is likely a result of overall job movement in the employment market.

Top 5 programmes by number of starts: Intermediate level (Level 2)

1. **Carpentry and Joinery**
2. **Hair Professional**
3. **Adult Care Worker**
4. **Early Years Practitioner**
5. **Customer Service Practitioner**

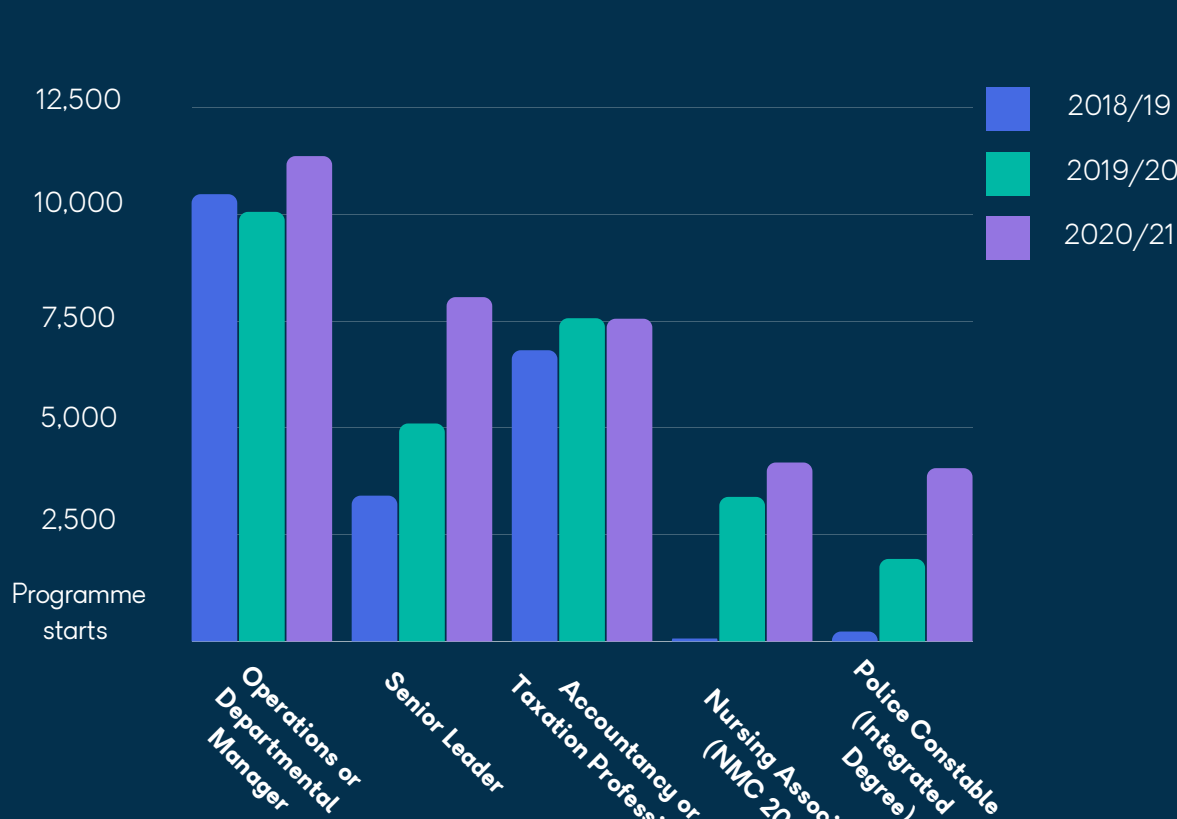
Intermediate standards remain the smallest proportion of apprenticeship programmes with 27% of the overall starts.

Top 5 programmes by number of starts: Advanced level (Level 3)

1. **Business Administrator**
2. **Team Leader or Supervisor**
3. **Early Years Educator**
4. **Installation Electrician and Maintenance Electrician**
5. **Lead Adult Care Worker**

Standards with the fastest growth are Early Years Practitioner, Early Years Educator, and Business Administrator. Care Workers comprise 8.4% of all apprenticeship starts across the year, whilst Early Years and Teaching Assistants comprise 6.8%.

Top 5 programmes: Higher Education & Degree (Levels 4-7 for the full 2020/21 year)



Overall, Higher (including Degree Level) apprenticeships now comprise 31% of all starts for the year (almost a third of which are at levels 6 and 7, i.e. master's level and above).

The proportion of Higher Education & Degree Level apprenticeships continues to rise (5% compared to 2019/20).

To learn more about Aptem's Intelligence Dashboard, please visit: www.aptem.co.uk/aptem-intelligence-dashboard