

# Aptem Intelligence Dashboard

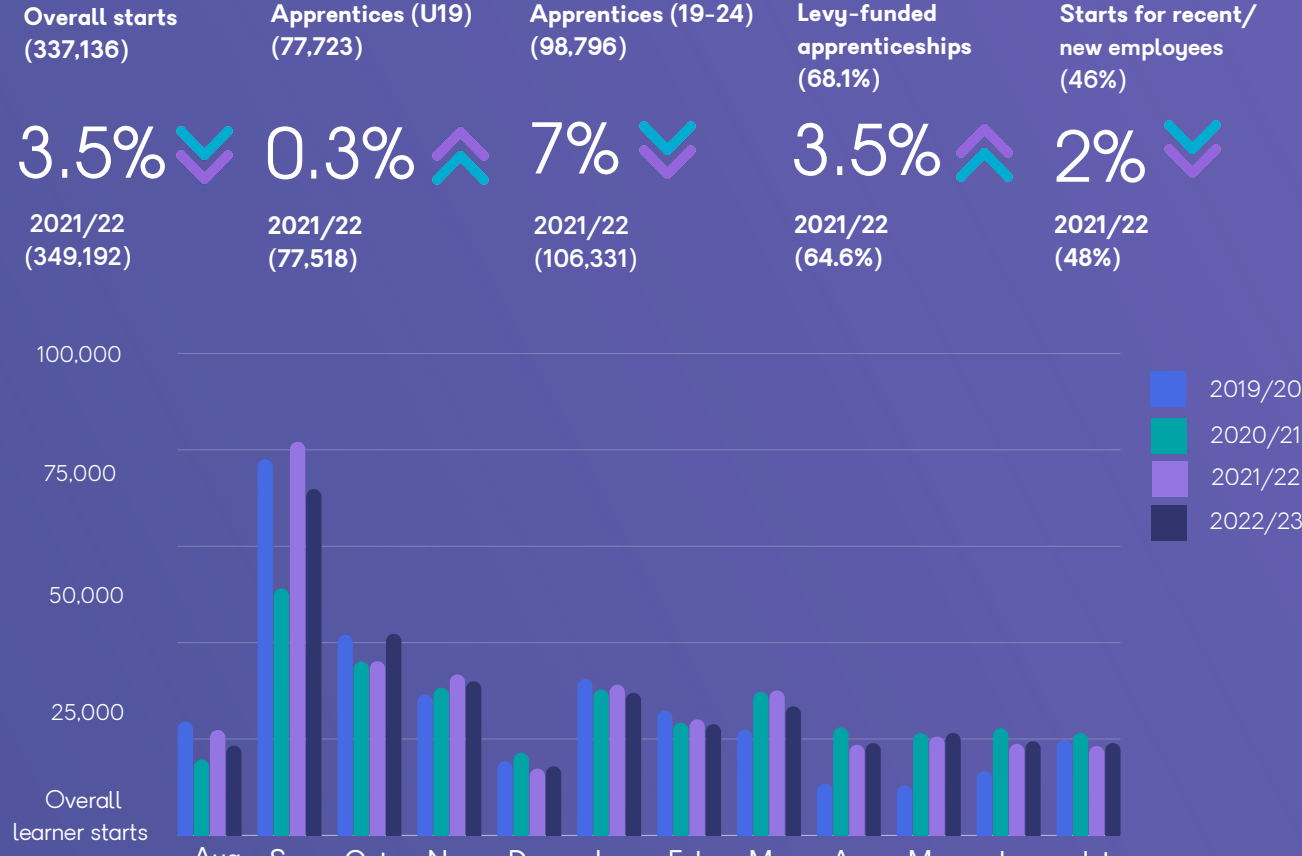
Transforming ESFA apprenticeship reporting data into useful, digestible reports, using Power BI.



## Apprenticeship published data full year 2022/23 (August to July): starts and trends

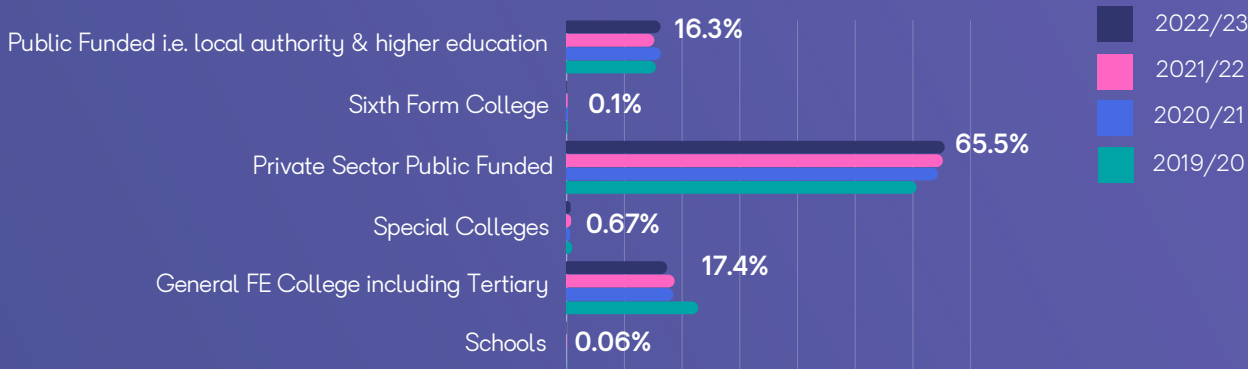
### Overall apprenticeship starts

Overall starts for 2022/23 were 337,136, down 3.5% from the number of starts in the previous year. The year finished 4.5% higher than the 322,528 starts for 2019, and 4.9% higher than the 321,443 starts for 2020.

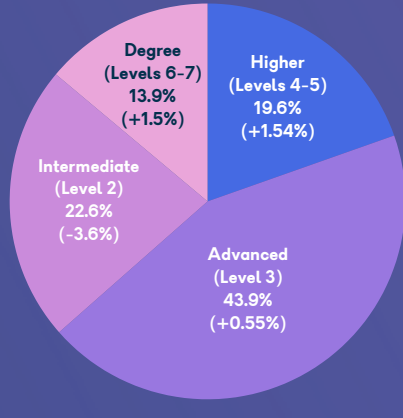


### Apprenticeship starts by provider type

The market share by provider type has remained largely static from 2021/22.

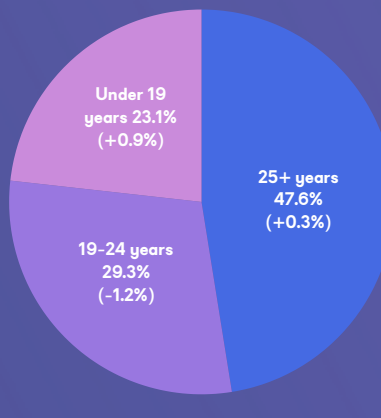


### Starts by apprenticeship level (YOY)



For the year, the number of starts on degree level apprenticeships (Levels 6 and 7) was 13.9% of the total, compared to 12.4% last year. The percentage of Level 2 starts has dropped from 26.2% for this time last year to 22.6%. Of all apprentice starts, 33.5% are now at the higher level. Level 3 makes up the highest proportion of starts with 43.9%.

### Starts by age (YOY)



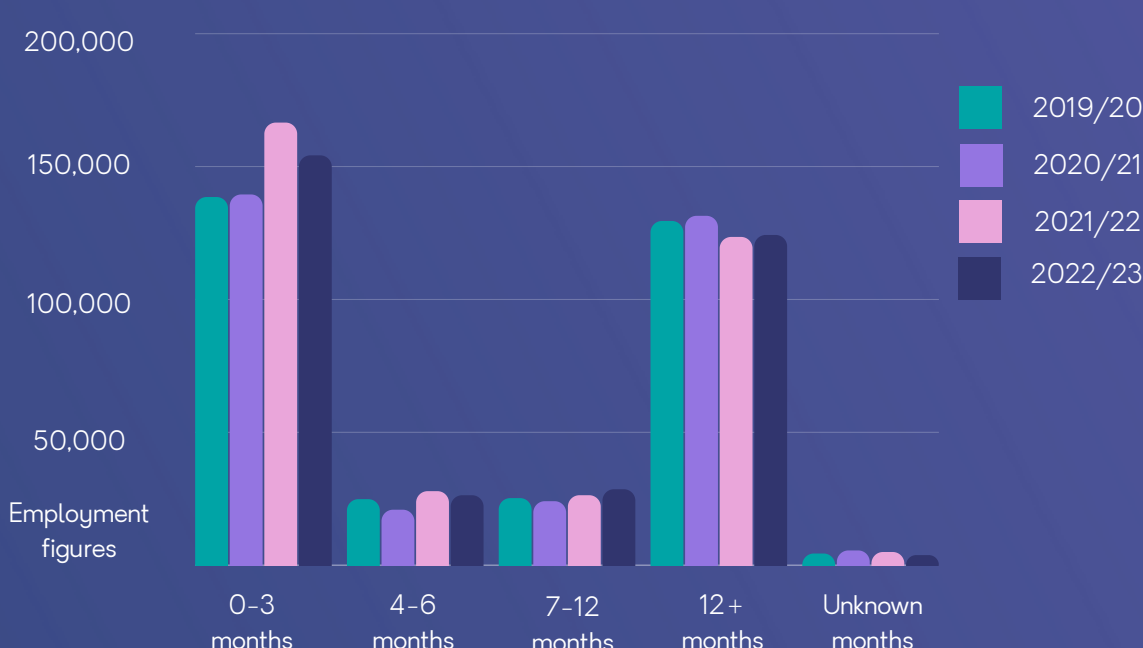
For the year, 23.1% of starts were aged under 19 compared to 22.2% last year. Apprentices aged at least 25 now make up 47.6% of all starts for the year, 19-24 year olds make up 29.3% of all starts for the year.

### Apprenticeship programme highlights by industry

Showing starts by sector as a proportion of all starts.



### Apprenticeship starts by length of employment



In 2022/23, 37% of those starting an apprenticeship were established employees (over 12 months employment), up slightly from 35% in 2021/22.

Of all apprentice starts in 2022/23, 45.7% were new employees (under 3 months), down slightly from 47.7% in 2021/22. This latest figure is still above the 2020/21 figure of 43.4%.

The apprenticeships with the largest year-on-year growth (minimum 500 starts) are IS Business Analyst Level 4, Public Service Operational Delivery Officer Level 3, and Data Technician Level 3. The largest declining apprenticeships (min 500 starts) are Telecoms Field Operative Level 2, Assessor/Coach Level 4, and Optical Assistant Level 2.

### Top 5 programmes by starts: Intermediate level (Level 2)

1. Adult Care Worker - 7,460
2. Early Years Practitioner - 6,778
3. Hairdressing Professional - 4,631
4. Customer Service Practitioner - 4,567
5. Carpentry and Joinery - 4,551

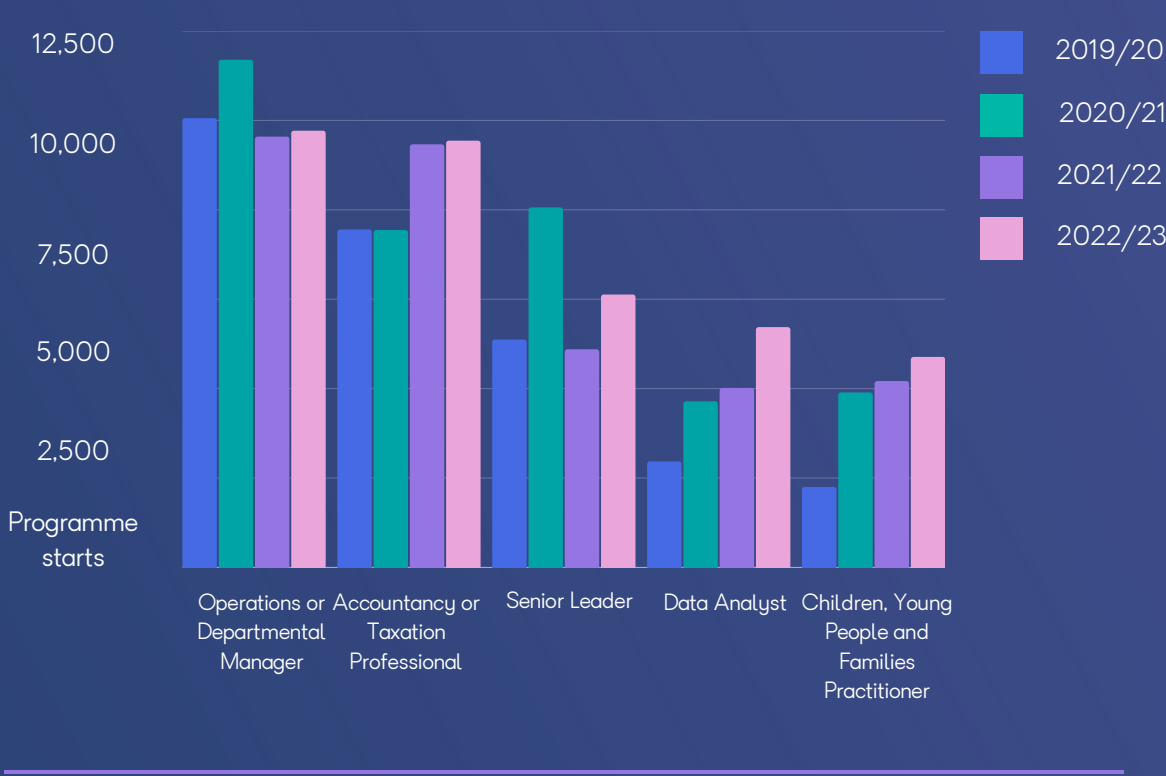
The percentage of Level 2 starts has dropped from 26.2% for this time last year to 22.6%.

### Top 5 programmes by starts: Advanced level (Level 3)

1. Early Years Educator - 14,849
2. Team Leader or Supervisor - 14,013
3. Business Administrator - 12,900
4. Lead Adult Care Worker - 10,182
5. Installation and Maintenance Electrician - 7,418

Level 3 makes up the highest proportion of starts with 43.9%.

### Top 5 programmes by starts: Higher Education & Degree (Levels 4-7)



To learn more about the Aptem Intelligence Dashboard, please visit: [www.aptem.co.uk/aptem-intelligence-dashboard](http://www.aptem.co.uk/aptem-intelligence-dashboard)